


Digital ISE Sensor Series



Review

CS6710AD digital fluoride ion sensor uses a solid membrane ion selective electrode for testing fluoride ions floating in water, which is fast, simple, accurate and economical.

The design adopts the principle of single-chip solid ion selective electrode, with high measurement accuracy. Double salt bridge design, longer service life.

The patented fluoride ion probe, with an internal reference fluid at a pressure of at least 100KPa (1Bar), seeps extremely slowly from the microporous salt bridge. Such a reference system is very stable and the electrode life is longer than the ordinary.

Features

large sensitive area fast
response, stable signal

PP material,
Work well at 0~50°C.

The lead is made of pure copper, which can directly
realize remote transmission, which is more accurate and
stable than the lead signal of copper-zinc alloy.

Wiring

4~20mA output:

① Black V-, ② Transparent line V+, Power supply

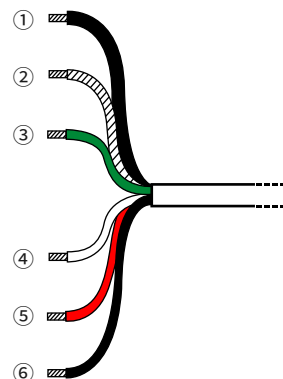
③ Green I+, ④ White I-, Current

⑤ Red A, ⑥ Black B, Communication

RS485 output:

① Blue V+, ② Yellow V-, Power supply

③ Red RS485A, ④ Green RS485B,



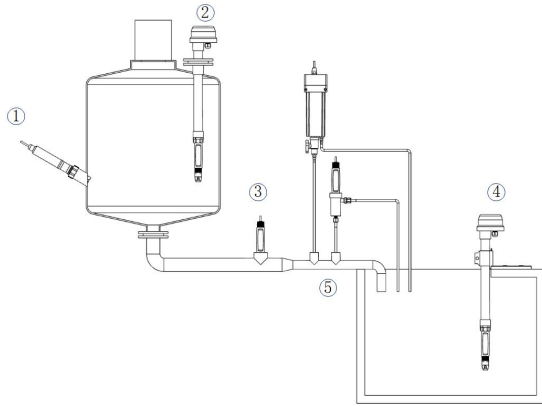


Waterproof and durable
IP68

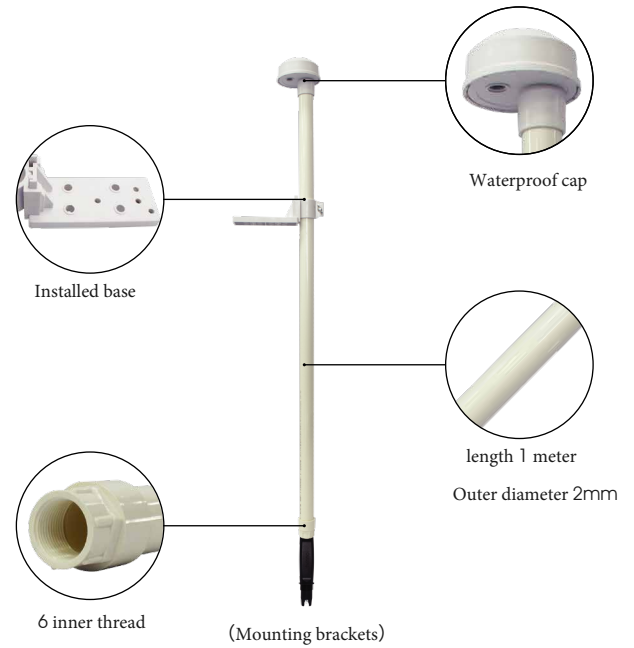


Adopt PTFE large ring
diaphragm, long life time

Installation



(Common electrode installation)



Technicals

Parameter	CS6710AD
Measured Range	0~1000mg/L(Customizable)
Principle	Ion selective sensor
Temp Range	0-50°C
Output Signal	RS485 or 4-20mA
Pressure Range	0—0.1MPa
Temperature Sensor	NTC10K
Housing Materials	PP+PVC
Membrane Resistance	<500MΩ
Calibration	Standard liquid calibration
Accuracy	±2.5%
Resolution	0.1mg/L
Connection method	4 or 6 core cable
Threaded connection	NPT3/4"
Cable Length	10m or Customize
Wire Connection	Pin, BNC or Customize